

Fall Enrollment 2017-18

Institution: University of Akron Wayne College (200846)

User ID: 39C0021

Overview

Fall Enrollment Overview

The Fall Enrollment component collects student enrollment counts by level of student, enrollment status, gender and race/ethnicity. In addition, first-time student retention rates and the student-to-faculty ratio are collected. Every other year data on residence of first-time undergraduates is required and in opposite years, enrollment by student age is required to be reported.

Institutions operating on a traditional academic year calendar (semester, trimester, quarter, or 4-1-4) report Fall enrollment as of the institution's official fall reporting date or October 15. Institutions operating on a calendar that differs by program or that enrolls students on a continuous basis (referred to as program reporters) report Fall enrollment as students enrolled any time during the period August 1 and October 31.

Data Reporting Reminders:

- Part B, Enrollment of students by age, is **required** this year.
- Part C, Residence of first-time degree/certificate-seeking undergraduates, is **optional** this year.

Resources:

To download the survey materials for this component: [Survey Materials](#)

To access your prior year data submission for this component: [Reported Data](#)

If you have questions about completing this survey, please contact the **IPEDS Help Desk at 1-877-225-2568**.

Part Selection

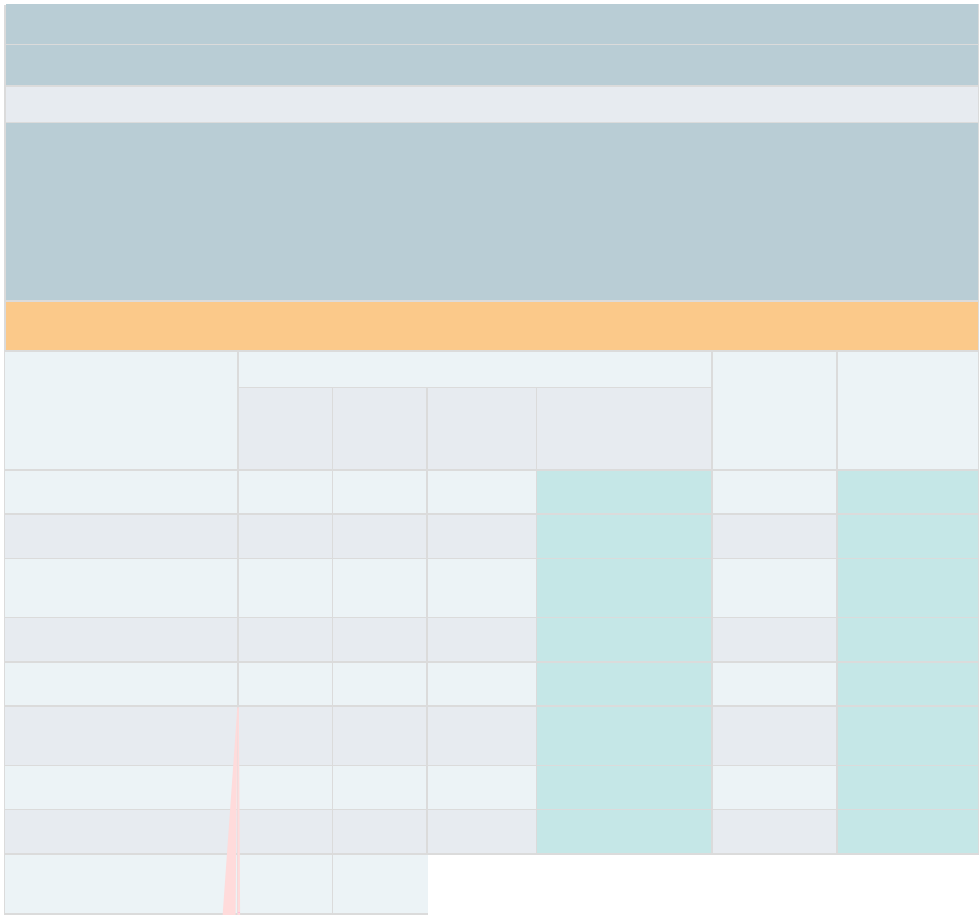
Completion of Part C (Residence of First-Time Degree/Certificate-Seeking Undergraduates) is optional this year.

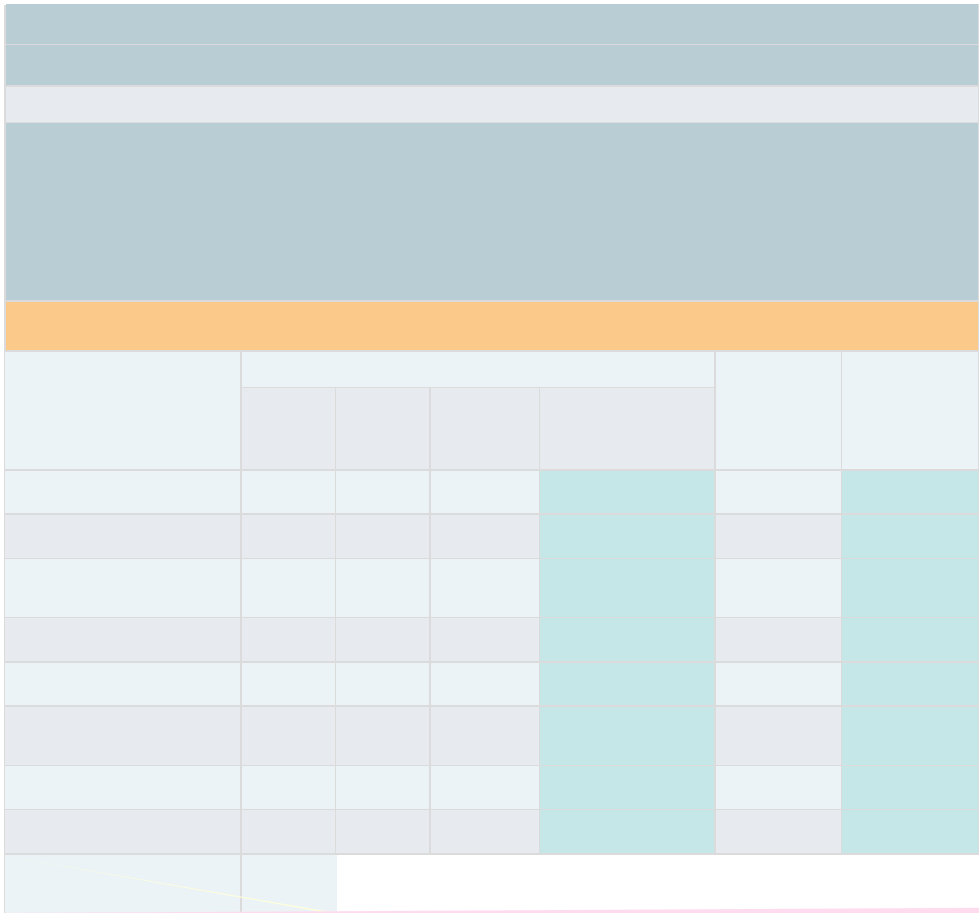
Do you wish to complete Part C this year?


If you select 'Yes', you will be expected to complete the Part C screens.

If you select 'No', you will skip Part C.

<input type="radio"/>	No, I will not complete Part C
<input checked="" type="radio"/>	Yes, I will complete Part C









Part C - Screening Question


Did any of your first-time degree/certificate-seeking undergraduate students (reported in Part A) enroll within 12 months of graduating high school or receiving their GED?

- No, we do not have any first-time students who enrolled within 12 months of their high school graduation.
- Yes, we have first-time students who enrolled within 12 months of their high school graduation.


You may use the space below to provide context for the data you've reported above.



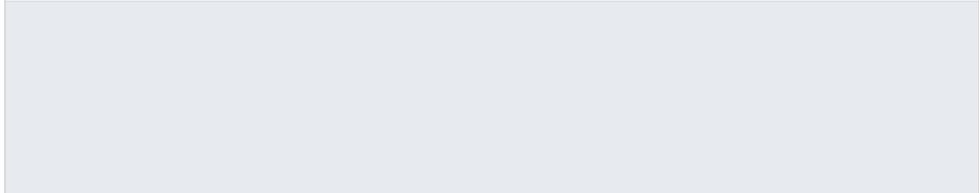







Section 1	
Section 1 Content	
Item 1	Value 1
Item 2	Value 2
Item 3	Value 3
Item 4	Value 4
Item 5	Value 5
Item 6	Value 6
Item 7	Value 7
Item 8	Value 8
Item 9	Value 9
Item 10	Value 10
Item 11	Value 11
Item 12	Value 12
Item 13	Value 13
Item 14	Value 14
Item 15	Value 15
Item 16	Value 16
Item 17	Value 17
Item 18	Value 18
Item 19	Value 19
Item 20	Value 20
Item 21	Value 21
Item 22	Value 22
Item 23	Value 23
Item 24	Value 24
Item 25	Value 25
Item 26	Value 26
Item 27	Value 27
Item 28	Value 28
Item 29	Value 29
Item 30	Value 30
Item 31	Value 31
Item 32	Value 32
Item 33	Value 33
Item 34	Value 34
Item 35	Value 35
Item 36	Value 36
Item 37	Value 37
Item 38	Value 38
Item 39	Value 39
Item 40	Value 40
Item 41	Value 41
Item 42	Value 42
Item 43	Value 43
Item 44	Value 44
Item 45	Value 45
Item 46	Value 46
Item 47	Value 47
Item 48	Value 48
Item 49	Value 49
Item 50	Value 50
Item 51	Value 51
Item 52	Value 52
Item 53	Value 53
Item 54	Value 54
Item 55	Value 55
Item 56	Value 56
Item 57	Value 57
Item 58	Value 58
Item 59	Value 59
Item 60	Value 60
Item 61	Value 61
Item 62	Value 62
Item 63	Value 63
Item 64	Value 64
Item 65	Value 65
Item 66	Value 66
Item 67	Value 67
Item 68	Value 68
Item 69	Value 69
Item 70	Value 70
Item 71	Value 71
Item 72	Value 72
Item 73	Value 73
Item 74	Value 74
Item 75	Value 75
Item 76	Value 76
Item 77	Value 77
Item 78	Value 78
Item 79	Value 79
Item 80	Value 80
Item 81	Value 81
Item 82	Value 82
Item 83	Value 83
Item 84	Value 84
Item 85	Value 85
Item 86	Value 86
Item 87	Value 87
Item 88	Value 88
Item 89	Value 89
Item 90	Value 90
Item 91	Value 91
Item 92	Value 92
Item 93	Value 93
Item 94	Value 94
Item 95	Value 95
Item 96	Value 96
Item 97	Value 97
Item 98	Value 98
Item 99	Value 99
Item 100	Value 100









--	--	--	--






Part F - Student-to-Faculty Ratio


Please provide your institution's student-to-faculty ratio (i.e., student-to-instructional staff) for undergraduate programs for Fall 2017. The student-to-faculty ratio and any accompanying context that is provided will be displayed on College Navigator.

Note: Logic in this item is similar to item I-2 from the Common Data Set data collection.

Click [here](#) to use a worksheet to help you determine the student-to-faculty ratio

Student-to-faculty ratio	<input type="text" value="20"/>	to 1
Student-to-faculty ratio prior year	20	to 1

 You may use the space below to provide context for the data you've reported above. These context notes will be posted on the College Navigator website, and should be written to be understood by students and parents.



Fall Enrollment

University of Akron Wayne College (200846)

There are no errors for the selected survey and institution.